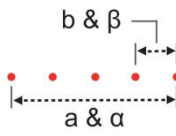
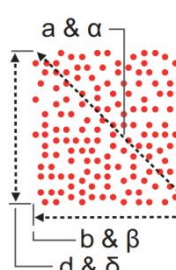




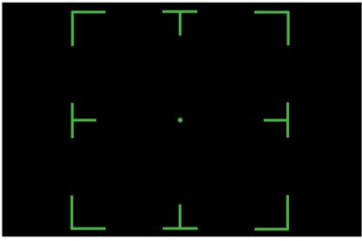
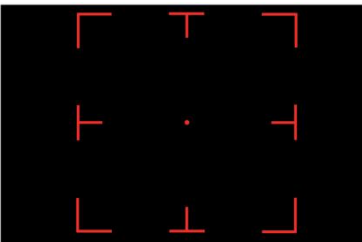









Description	Design Wavelength	Pattern Size@100mm Distance (@DesignWavelength, Values: mm)				Pattern Angles (@Design Wavelength)				Optimum Wavelength Rang(s)	
		a	b	c	d	α	β	γ	δ		
Multi Lines											
	3 Lines (Rectangular)	520nm	50.7	8.0	4.0	50.0	28.4	4.6	2.3	28.1	490-550nm
	3 Lines (Rectangular)	660nm	54.7	10.8	5.4	53.6	30.6	6.2	3.1	30.0	600-700 nm
	5 Lines (Rectangular)	520nm	50.7	8.0	2.0	50.0	28.4	4.6	1.15	28.1	480-560nm
	5 Lines (Rectangular)	660nm	55.0	10.9	2.7	53.9	30.8	6.2	1.6	30.2	590-670 nm
	5 Lines(Square)	635nm	42.7	30.2	7.5	30.2	24.1	17.2	4.3	17.2	530-670 nm
	7 Lines (Rectangular)	650nm	15.5	9.0	1.5	12.6	8.9	5.2	0.8	7.2	590-730 nm
	7 Lines (Square)	635nm	54.0	38.2	6.4	38.2	30.2	21.6	3.6	21.6	530-670 nm
	10 Lines (Rectangular)	650nm	125.5	90.0	10.0	87.5	64.2	48.5	5.4	47.3	600-700 nm
	11 Lines(Square)	635nm	76.7	54.4	5.4	54.4	42.0	30.4	3.0	30.4	530-670 nm
	11 Lines (Square, Thin Lines)	635nm	76.4	54.0	5.4	54.0	41.8	30.2	3.0	30.2	530-670 nm
	11 Lines (Rectangular)	850nm	155.6	41.5	4.15	150	75.8	23.5	2.3	74	830-880nm
	15 Lines (Rectangular)	520nm	65.5	42.1	3.0	50.2	36.3	23.8	1.7	28.2	480-550 nm
	25 Lines (Square)	660nm	68.4	48.3	2.0	48.3	37.7	27.2	1.1	27.2	530-670 nm
	41 Lines (Rectangular)	660nm	133.4	104.0	2.6	78.0	67.4	54.9	1.4	42.6	600-700 nm
	65 Lines (Square, Central Line Thicker)	660nm	45.6	32.2	0.5	32.2	25.7	18.3	0.3	18.3	530-670 nm
81 Lines (Rectangular)	650nm	156.0	124.8	1.6	93.6	75.9	63.9	0.8	50.2	600-700 nm	
Circles&Dot Circles											
	1:16 Dot Circle	515nm	81.9	16.1			44.5	9.2			480-532 nm
	1:16 Dot Circle	635nm	18.9	3.7			10.8	2.1			530-700 nm
	1:36 Dot Circle	532nm	6.1	0.5			3.5	0.3			480-560 nm
	1:72 Dot Circle	532nm	36.9	1.6			20.9	0.9			400-570 nm
	Solid Line Circle	488nm	77.0				42.1				488-532 nm
	Solid Line Circle	520nm	6.0				3.4				520-532 nm
	Solid Line Circle	592nm	55.8				31.2				480-600 nm








Description	Design Wavelength	Pattern Size@100mm Distance (@DesignWavelength, Values: mm)				Pattern Angles (@Design Wavelength)				Optimum Wavelength Rang(s)	
		a	b	c	d	α	β	γ	δ		
Dot Matrix											
	2×2+1 Dots	635nm	28.3	19.9	19.9	19.9	16.1	11.4	11.4	11.4	635&405 nm
	4×6 Dots	532nm	26.6	13.7	4.6	22.8	15.1	7.8	2.6	13.6	500-580 nm
	5×5 Dots	690nm	1.1	0.75	0.19	0.75	0.61	0.43	0.11	0.43	630-750 nm
	6×6 Dots	635nm	11.7	8.3	1.7	8.3	6.7	4.7	0.9	4.7	590-690 nm
	10×10 Dots	532nm	21.1	14.9	3.3	14.9	23.8	17.0	1.9	17.0	510-600 nm
	11×11 Dots	635nm	71.2	50.3	5.0	50.3	39.2	28.2	2.8	28.2	590-690 nm
	13×13 Dots	635nm	7.4	5.3	0.4	5.3	4.3	3.0	0.3	3.0	590-670 nm
	16×16 Dots	635nm	12.4	8.8	0.6	8.8	7.1	5.0	0.3	5.0	530-730 nm
	17×17 Dots	635nm	12.4	8.8	0.5	8.8	7.1	5.0	0.3	5.0	550-720 nm
	17×17 Dots	660nm	38.0	26.6	1.7	26.6	21.5	15.2	0.9	15.2	590-730 nm
	21×21 Dots	520nm	46.8	33.1	1.66	33.1	26.4	18.8	0.95	18.8	480-600nm
	21×21 Dots	635nm	11.9	8.4	0.4	8.4	6.8	4.8	0.2	4.8	560-730 nm
	51×51 Dots	532nm	46.8	33.1	0.66	33.1	26.4	18.8	0.38	18.8	480-600nm
	51×51 Dots	660nm	56.9	40.3	0.8	40.3	31.8	22.8	0.5	22.8	560-720 nm
101×101 Dots	660nm	12.8	9.1	0.1	9.1	7.4	5.2	0.05	5.2	635-680 nm	
Crosshair											
	Cross-2@645	645nm	3.4				2.0				600-645 nm
	Cross-5@520	520nm	8.7				5.0				488-600 nm
	Cross-5@650	650nm	8.7				5.0				580-660nm
	Cross-10@633	633nm	17.5				17.5				570-690nm
	Cross-15@520	520nm	26.4				15.0				480-550 nm
	Cross-15@640	640nm	26.3				15.0				500-640nm
	Cross-25@532	532nm	45.1				25.4				500-640 nm
	Cross-25@645	645nm	44.3				25.0				600-800nm
	Cross-30@450	450nm	53.6				30.0				440-480nm
	Cross-30@640	640nm	53.6				30.0				590-660 nm
	Cross-37@645	645nm	66.8				37.0				630-700 nm
	Cross-45@633	633nm	83.0				45.0				620-700 nm
	Cross-52@515	515nm	97.6				52.0				440-540 nm
	Cross-60@450	450nm	116.1				60.3				420-520 nm
	Cross-60@635	635nm	115.5				60.0				580-690 nm
	Cross-75@650	650nm	153.5				75.0				600-700 nm
Cross with high contrast area	633nm	17.5				10.0				530-670 nm	

Description	Design Wavelength	Pattern Size@100mm Distance (@DesignWavelength, Values: mm)				Pattern Angles (@Design Wavelength)				Optimum Wavelength Rang(s)
		a	b	c	d	α	β	γ	δ	
Dot Lines & Quasi-Continous Lines										
	1:5 Dot Line	635nm	10.5	2.6			6.0	1.5		450-700nm
	1:9 Dot Line	670nm	1.6	0.2			0.9	0.1		630-780nm
	1:11 Dot Line	650nm	28.9	2.9			16.5	1.6		600-730nm
	1:19 Dot Line	650nm	24.0	1.3			13.7	0.8		500-540&630-690 nm
	1:99 Dot Line	635nm	49.3	0.5			27.7	0.3		600-700nm
	1:99 Dot Line	660nm	33.7	0.3			19.1	0.2		600-700nm
	QC-Line-5@633	633nm	8.7				5.0			630-690nm
	QC-Line-20@633	633nm	35.2				20.0			630-670nm
	QC-Line-30@532	532nm	53.8				30.1			470-560nm
	QC-Line-30@660	660nm	54.6				30.5			600-700nm
	QC-Line-36@640	639nm	65.0				36.0			600-700nm
	QC-Line-45@660	660nm	83.9				45.5			600-700nm
	QC-Line-45@940	940nm	83.0				45.0			890-980nm
	QC-Line-51@840	840nm	95.0				50.6			790-880nm
Random Dot Patterns										
	33000-Dot Pseudo-Random	830nm	136.9	114.6		76.3	68.8	59.6	41.7	820-850nm
	33000-Dot Pseudo-Random	645nm	101.3	84.8		56.4	53.7	45.9	31.5	630-660nm
	40100-Dot Pseudo-Random	850nm	135.6	114.9		72.0	68.3	59.7	39.6	825-870nm
	31806-Dot Truely-Random	830nm	146.9	118.5		86.9	72.6	61.3	47.0	800-890nm
	47708-Dot Truely-Random	830nm	146.9	118.5		86.9	72.6	61.3	47.0	800-890nm
	29594-Dot Pseudo-Random	830nm	146.7	118.5		86.5	72.5	61.3	46.8	810-850nm

Description	Design Wavelength	Pattern Size@100mm Distance (@DesignWavelength, Values: mm)	Pattern Angles (@Design Wavelength)	Optimum Wavelength Rang(s)
Viewfinder				
 Viewfinder	645nm	Width: 26.9 mm Height: 18.0 mm Diagonal: 32.6 mm	Width: 15.3° Height: 10.3° Diagonal: 18.5°	570-750nm
 Viewfinder	650nm	Width: 83.0 mm Height: 53.7 mm Diagonal: 98.9 mm	Width: 43.7° Height: 27.9° Diagonal: 52.6°	590-730nm
 Viewfinder	520nm	Width: 65.9 mm Height: 65.9 mm Diagonal: 93.2 mm	Width: 36.5° Height: 36.5° Diagonal: 50°	500-540nm
 Viewfinder (Lines Square)	633nm	Width: 60.6 mm Height: 60.6 mm Diagonal: 85.6 mm	Width: 33.7° Height: 33.7° Diagonal: 46.4°	590-730nm
 Viewfinder (Circle+Cross)	520nm	Width Cross: 49.9 mm Circle Ø: 24.6 mm	Width Cross: 28.0° Circle Ø: 14.0°	500-540nm

 Viewfinder (Circle+Cross)	645nm	Width Cross: 37.0 mm Circle Ø: 18.5 mm	Width Cross: 21.0° Circle Ø: 10.6°	570-750nm
 Viewfinder (Dot Circle+Cross)	635nm	Width Cross: 11.0 mm Circle Ø : 8.8 mm Dot Spacing: 1.1 mm	Width Cross: 6.3° Circle Ø: 5.0° Angle betw. Dots: 0.63°	570-750nm
 Viewfinder (Dot Square)	532nm	Width: 12.3 mm Height: 12.3 mm Diagonal: 17.4 mm Dot Spacing: 0.5 mm	Width: 7.0° Height: 7.0° Diagonal: 10.0° Angle betw. Dots: 0.3°	480-670nm
Special Patterns				
 Solid Line Square	633nm	Width: 63.1 mm Height: 63.1 mm Diagonal: 89.5 mm	Width: 35.0° Height: 35.0° Diagonal: 48.2°	530-650nm
 Square Grid 51 x 51 Lines	660nm	Width: 40.3 mm Height: 40.3 mm Diagonal: 56.9 mm Line Spacing: 0.8 mm	Width: 22.8° Height: 22.8° Diagonal: 31.8° Angle betw. Lines: 0.45°	530-660nm
 5 Rings	645nm	Width: 51.3 mm Line Spacing: 5.1 mm	Width: 28.8° Line Spacing: 2.9°	530-700nm

 <p style="text-align: center;">10 Rings</p>	515nm	Width: 96.2 mm Line Spacing: 4.8 mm	Width: 51.4° Line Spacing: 2.6°	488-532nm
 <p style="text-align: center;">Hexagon</p>	780nm	Width: 13.1 mm	Width: 7.5°	520-800nm
 <p style="text-align: center;">Square Grid 10 x 10 Lines</p>	658nm	Width: 72.8 mm Height: 72.8 mm Diagonal: 102.9 mm Line Spacing: 8.1 mm	Width: 40.0° Height: 40.0° Diagonal: 51.4° Angle betw. Lines: 4°	620-680nm
 <p style="text-align: center;">21x11 Hexagonal Array</p>	660nm	Width: 61.1 mm Height: 35.3 mm Diagonal: 70.5 mm Dot Spacing: 3.5 mm	Width: 34.0° Height: 20.0° Diagonal: 38.8° Angle betw. Dots: 2.0°	580-730nm
 <p style="text-align: center;">11x11 Hexagonal Array</p>	660nm	Width: 44.4 mm Height: 46.2 mm Diagonal: 64.1 mm Dot Spacing: 5.1 mm	Width: 25.1° Height: 26.0° Diagonal: 35.5° Angle betw. Dots: 2.9°	580-730nm