

F-445/447/450-HS/1-3500mW



**BLUE DIODE LASER
AT 445/447/450nm**

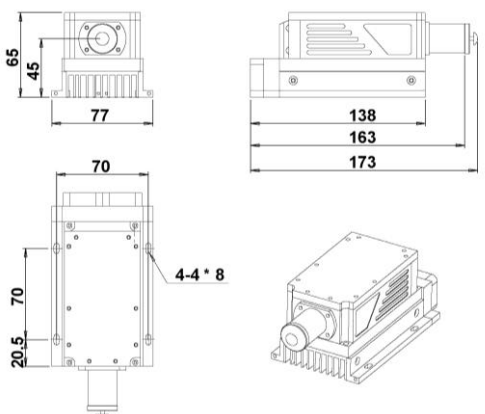
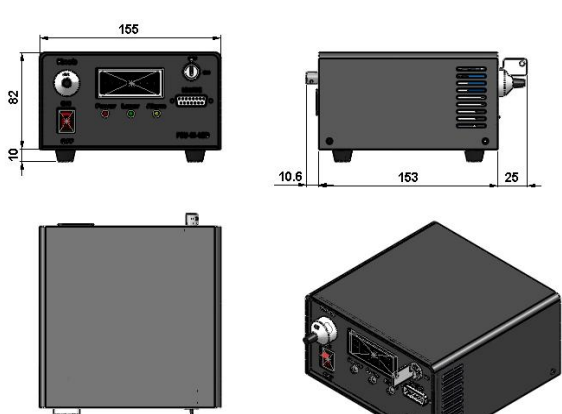
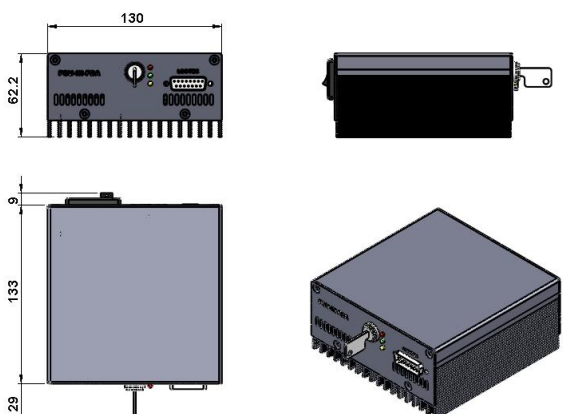
It features ultra compact design, long lifetime, cost-effectiveness and easy operation. They are widely used in scientific research, laser pointing, show and RGB mixed laser systems applications.



SPECIFICATIONS

Central wavelength (nm)	445±5/ 447±5/ 450±5	
Operating mode	CW	
Output power (mW)	>1, 100, 1000, ...,2000	>2000, 2500, ...,3500
Power stability (rms, over 4 hours)	<1%, <2%, <3% (<0.5%, optional)	
Transverse mode	Multimode	
Beam diameter at the aperture (1/e ² , mm)	~2.7×2.7	~3.5×3.5
Beam divergence, full angle (mrad)	1.4×0.2	
Warm-up time (minutes)	<5	
Beam height from base plate (mm)	45	
Operating temperature (°C)	10-35	
Power supply (85-264VAC)	PSU-III-LED/ PSU-III-FDA	
TTL / Analog modulation	TTL or Analog with 1Hz-1kHz 1kHz-10kHz, 10kHz-30kHz optional	
Expected lifetime (hours)	10000	
Warranty	1 year	



F-445/447/450-HS	PSU-III-LED	PSU-III-FDA
 <p>173 (L) ×77(W) ×65 (H) mm³, 1.0kg</p>	 <p>188.6 (L) ×155(W) ×92 (H) mm³, 1.5kg</p>	 <p>171(L) ×130(W) ×62.2 (H) mm³, 1.2kg</p>