



FC-W-1600H1~15W

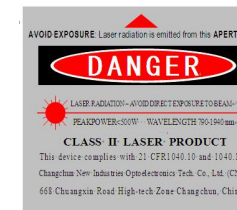
**HIGH POWER FIBER COUPLING  
DIODE LASER SYSTEM AT 1600 nm**

The FC-W-1600H series (Fiber Coupling Laser System) have integrated laser diode, fiber coupling optics, laser power supply, LD current and temperature control in ONE box. Its compact dimension and convenient functions, such as power adjustment, temperature control, LED display etc, make it very suitable for pumping, scientific research, industrial and medical applications.




SPECIFICATIONS

Model	FC-W-1600H
Wavelength (nm)	1600±5
Operating mode	CW
After fiber output power (W)	>1, 2, ... , 15
Power stability (rms, over 4 hours)	<2%, <1%, <0.5%
Red pilot light	Available on request
Fiber core diameter (μm)	400/600
Fiber NA	0.22
Fiber connector	SMA905
Fiber length (m)	2
LED display	Diode current
Operating temperature (°C)	10~40
TTL / Analog modulation	TTL or Analog with 1Hz-1kHz 1kHz-10kHz, 10kHz-30kHz optional
Input power	100-240VAC, 50 to 60 Hz
Cooling Way	Air Cooled
Dimensions(mm <sup>3</sup> )	370 (L) ×406 (W) ×188 (H)
Expected lifetime (hours)	10000
Warranty	1 year

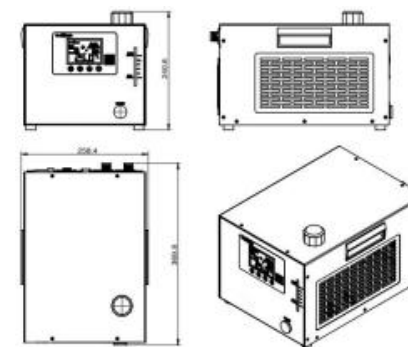


FC-W-1600H



370 (L) ×406 (W) ×188 (H) mm<sup>3</sup>

Water Chiller (WCH-580)



369.8 (L) ×258.4 (W) ×240.6 (H) mm<sup>3</sup>, 10.5 kg