

MDL-D-442-OEM/6-8W


SPECIFICATIONS

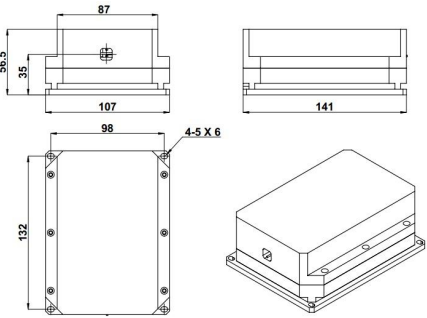
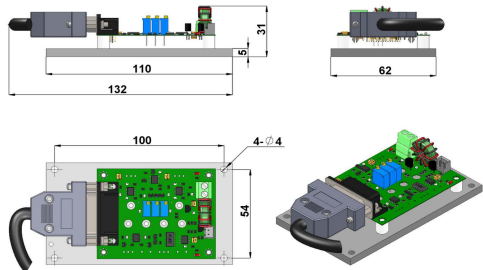
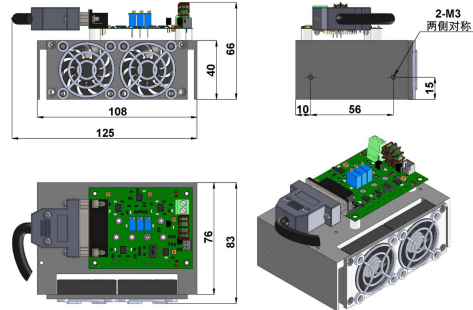
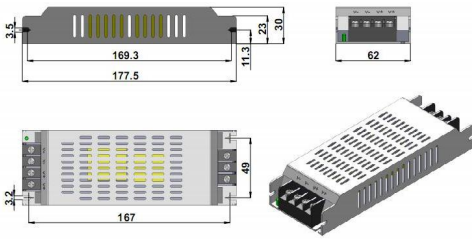
OEM BLUE DIODE LASER
AT 442nm

It features ultra compact design, long lifetime, cost-effectiveness and easy operation. They are widely used in measurement, communication, spectrum analysis, etc.



Central wavelength (nm)	442±5
Operating mode	CW
Output power (mW)	>6000, 7000, 8000
Power stability (rms, over 4 hours) at 25°C	<1%, <2%, <3%
Polarization direction	Horizontal+ Vertical
Beam diameter at the aperture (mm)	~3.2×3.2
Beam divergence, full angle (mrad)	~1.4×0.2
Warm-up time (minutes)	<5
Beam height from base plate (mm)	35
Operating temperature (°C)	25+/-3
Driver (12VDC 15A)	PSU-6R-OEM/ PSU-6R-OEM-H
TTL / Analog modulation	TTL or Analog with 1Hz-1kHz 1kHz-10kHz, 10kHz-30kHz optional
Expected lifetime (hours)	10000
Warranty	1 year



MDL-D-442-OEM	PSU-6R-OEM	PSU-6R-OEM-H	Accessory (Power supply 100-240VAC)
 <p>141(L)×107(W)×56.5(H)mm³, 2.2kg</p>	 <p>110(L)×62(W)×31(H) mm³, 0.2kg</p>	 <p>108(L)×83(W)×66(H) mm³, 0.5kg</p>	 <p>177.5(L)×62(W)×30(H) mm³, 0.5 kg</p>