



MDL-XD-445/447/450/9-20W

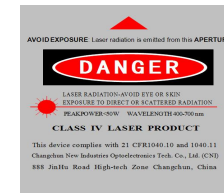
BLUE DIODE LASER AT 445/447/450nm

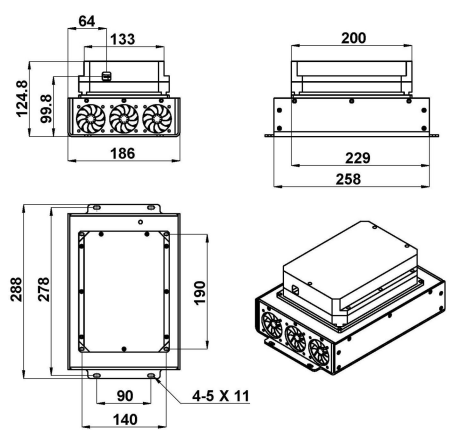
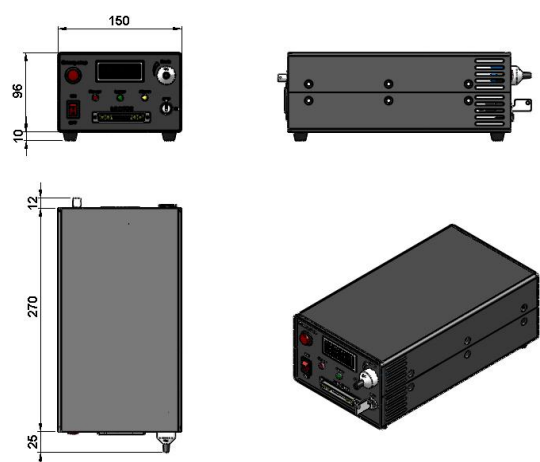
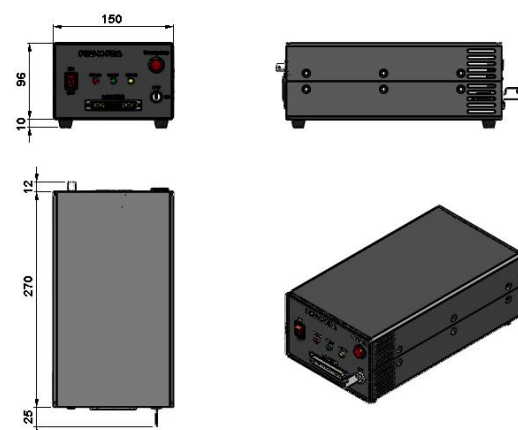
It features ultra compact design, long lifetime, cost-effectiveness and easy operation. They are widely used in measurement, communication, spectrum analysis.



SPECIFICATIONS

Central wavelength (nm)	445±5/ 447±5/ 450±5	
Operating mode	CW	
Output power (mW)	>9000 ,10000, ..., 16000	>17000 ,18000, ..., 20000
Power stability (rms, over 4 hours)	<1%, <2%, <3%	
Polarization direction	Horizontal+Vertical	
Beam diameter at the aperture (mm)	~5×5	~7.5×5
Beam divergence, full angle (mrad)	<2.4×2.0	<2×4
Warm-up time (minutes)	<5	
Operating temperature (°C)	10-35	
Power supply (100-240VAC)	PSU-N-LED/ PSU-N-FDA	
TTL / Analog modulation	TTL or Analog with 1Hz-1kHz 1kHz-10kHz, 10kHz-30kHz optional	
Expected lifetime (hours)	10000	
Warranty	1 year	



MDL-XD-445/447/450	PSU-N-LED	PSU-N-FDA
 <p>288(L) × 186(W) × 124.8(H) mm³, 6.6 kg</p>	 <p>307(L) × 150(W) × 106 (H) mm³, 3.0kg</p>	 <p>307(L) × 150(W) × 106 (H) mm³, 3.0kg</p>