

MDL-XF-A Series Line Laser



MDL-XF-A Series Line Laser

The laser is made features of high power, high straightness, perfect line uniformity and high stability to adapt to various environments.

The user can choose from IR, red or blue wavelengths depending on the application and material to be inspected.

MDL-XF-A Series Line Laser with its higher laser intensity, higher reliability works professionally in road detection, railway detection, tunnel and high-speed rail detection, etc.

FEATURES

- 405,450nm output power up to 7W
- 640nm output power up to 1.5W
- 808nm output power up to 15W
- Independent cooling, high stability

APPLICATIONS

- Road detection
- Railway detection
- Tunnel detection
- High-speed rail detection



SYSTEM SPECIFICATION*

Wavelength	nm	405	450	640	808
Wavelength tolerance	nm (typical)	±5	±5	±5	±5
Maximum output power	W	1.5	7	1.5	15
Power stability (rms, over 4hours)		<1%, <2%, <3%			
Line angle		5°, 7°, 10°, 15°, 30°, 45°, 50°, 60°, 75°, 90°, 100° (Other angles are available upon request)			
Laser operation mode		CW			
Luminance uniformity		80%			
Straightness error		Less than 0.5%			
85% peak power proportion in corss-section		95%			
Temperature & power stability		Less than 0.5%			
Expected lifetime	hours	10,000			

ELECTRICAL SPECIFICATIONS

Power supply		PSU-H-LED	PSU-H-FDA	PSU-H-OEM
Input voltage		100-240V AC	100-240V AC	12V DC
Modulation		TTL modulation Analog modulation		
Modulation frequency	kHz	TTL up to 30 Analog up to 30		

ENVIRONMENTAL CONDITIONS

Operating temperature	°C	10°C to 35°C
Storage temperature	°C	-20 °C to +80 °C
Humidity	%	< 90 %, non-condensing

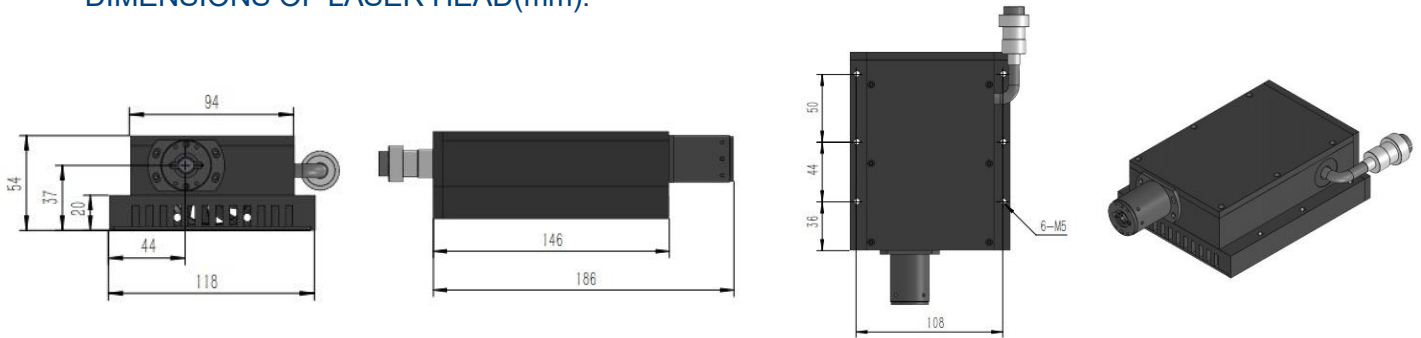
MECHANICAL SPECIFICATIONS

Dimensions of laser head	mm	186 x 118 x 54		
Dimensions of power supply	mm	PSU-H-LED	PSU-H-FDA	PSU-H-OEM
		277 x 145 x 106	275 x 145 x 104	171 x 100 x 40
Material		Aluminum		

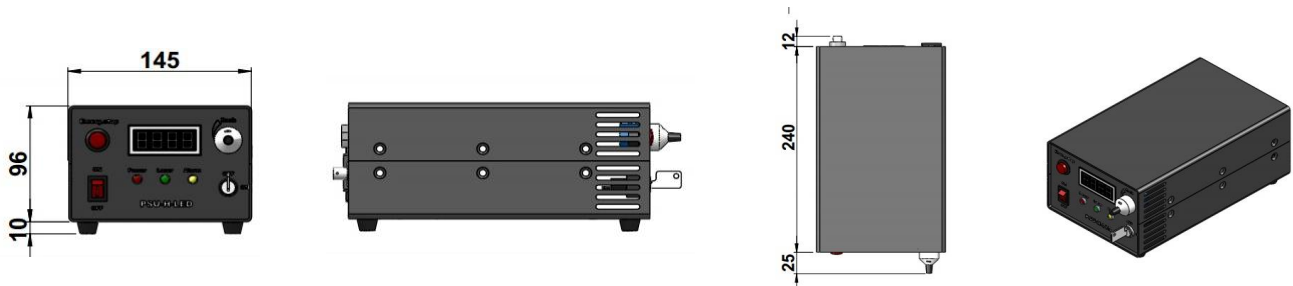
KEYNOTES

*All testing data under the conditions of temperature 25°C.

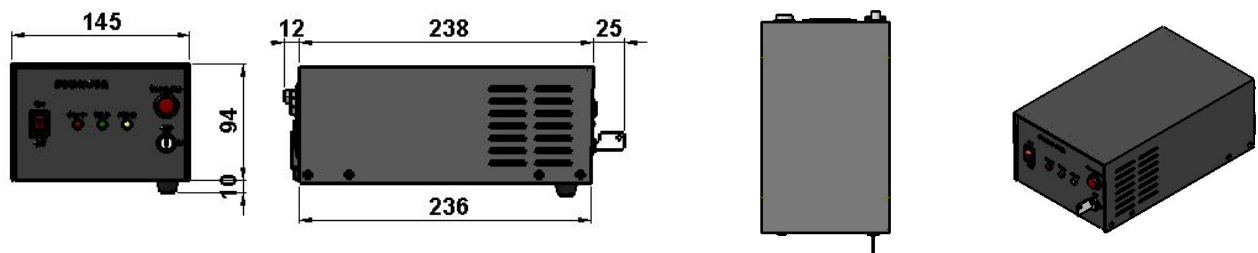
DIMENSIONS OF LASER HEAD(mm):



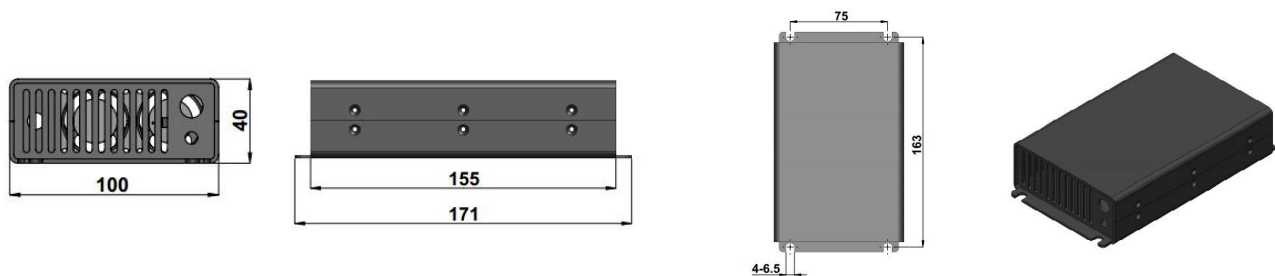
DIMENSIONS OF POWER SUPPLY FOR PSU-H-LED (mm):



DIMENSIONS OF POWER SUPPLY FOR PSU-H-FDA (mm):



DIMENSIONS OF POWER SUPPLY FOR PSU-H-OEM (mm):

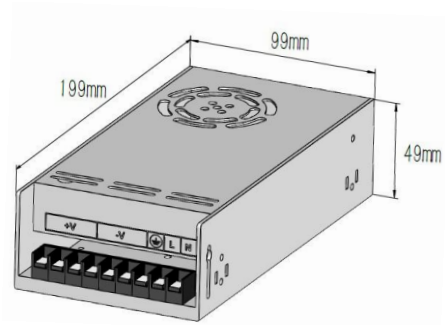


Accessories

POWER ADAPTER FOR PSU-H-OEM

Input	100-240V AC 50-60Hz
Output	DC 12V 25A
Adapter size	mm 199 x 99 x 49mm

Dimensions of power adapter (mm):



The Power Supply with CE-marked provide a well-regulated 12VDC. This autoranging power module can be connected to any 100-240 VAC 50-60Hz supply.