

MPL-SU-946/1~20uJ/1~150mW


LD PUMPED ALL-SOLID-STATE Q-SWITCHED LASER

All solid state Q-switched laser at 946nm has the features of high peak power, high repetition rate, and short pulse duration, which is widely used in marking, carving, measure, research and so on.

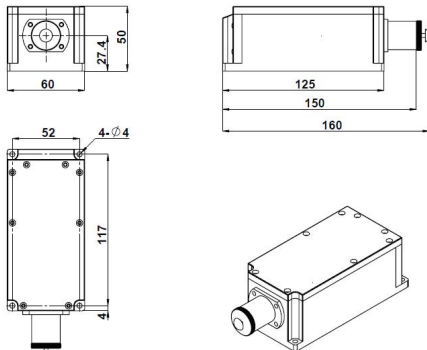
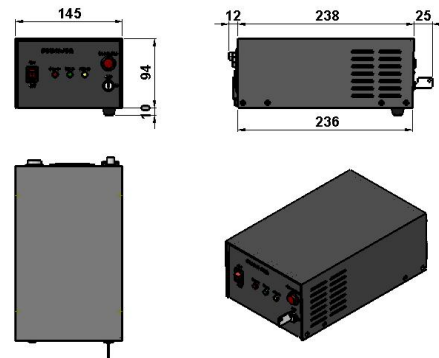



SPECIFICATIONS

Central wavelength (nm)		946 ± 1
Operating mode		Q-switched pulsed laser
Single pulse energy (μJ)		1~20
Pulse duration (ns)		~10
Peak power (W)		100-2000
Rep. rate (kHz)	FIXED	Setting 1Hz-4kHz with stable pulse energy, pulse duration and pulse period, other frequencies are optional.
	EXT TRIG	1Hz-4kHz by external trigger with stable pulse energy, pulse duration and pulse period, other frequencies are optional.
	QCW	QCW state with one rep. rate between 5k-9kHz.
Average power (mW)		Average power (mW) = Single pulse energy (μJ) * Rep. rate (kHz)
Ave power stability (over 4 hours)		<5%, <10%
Transverse mode		Near TEM ₀₀
Warm-up time (minutes)		<10
M ² factor		<2.0
Beam divergence, full angle (mrad)		<1.5
Beam diameter at the aperture (mm)		~1.2
Beam height from base plate (mm)		27.4
Operating temperature (°C)		10~35
Power supply (90-264VAC)		PSU-H-FDA/ PSU-SR
Expected lifetime (hours)		10000
Warranty period		1 year



Note: The laser head needs to be used on a heat sink with good heat dissipation.

MPL-SU-946	PSU-H-FDA	PSU-SR
 <p>160(L)×60(W)×50(H) mm³, 0.9kg</p>	 <p>275(L)×145(W)×104(H) mm³, 2.3 kg</p>	 <p>188(L)×145(W)×83(H) mm³, 1.2kg</p>