

OEM-D-447/5000-6000mW

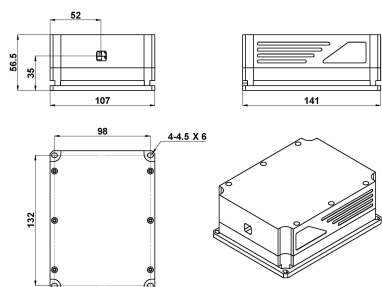
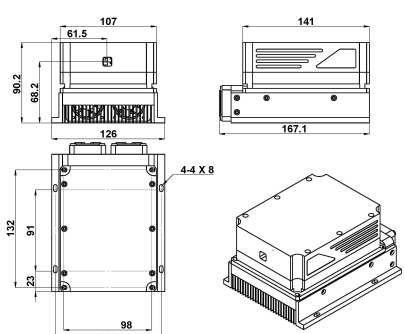
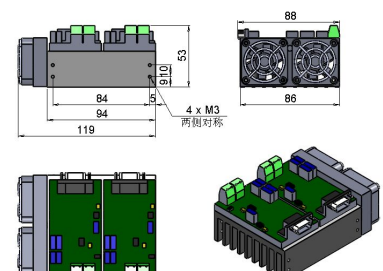
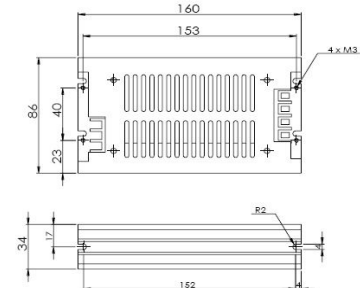
SPECIFICATIONS

OEM BLUE DIODE LASER AT 447NM

OEM diode laser 447 nm blue laser is made features of ultra compact, long lifetime, low cost and easy operating. It's easy to be installed in customer's equipment.

Wavelength (nm)	447±5	
Operating mode	CW	
Output power (mW)	>5000, >6000,	
Power stability (rms, over 4 hours)	<1%, <3%, <5%	
Beam diameter at the aperture (1/e ² ,mm)	~3.2×3.2	
Beam divergence, half angle (mrad)	<0.7×0.1	
Polarization direction	Horizontal+ Vertical	
Warm-up time (minutes)	<5	
Beam height from base plate (mm)	34.5(OEM-D-447)	68.2(D-447-HS)
Operating temperature (°C)	25+/-3 (OEM-D-447)	10-35(D-447-HS)
Power supply(90-264VAC or 6V,10V&8A)	PSU-HD-OEM-H/PSU-D-OEM-H	
Modulation option	TTL/Analog 1Hz-5KHz, 1Hz-10KHz, 1Hz-30KHz, and TTL on/off	
Expected lifetime (hours)	10000	
Warranty	1 year	



OEM-D-447	D-447-HS	PSU-HD-OEM-H(5-6W)	Adapter (5-6W)
 <p>141(L)×107(W)×56.5(H)mm³, 2.2kg</p>	 <p>171(L)×126(W)×90.2(H) mm³, 3kg</p>	 <p>120(L)×88(W)×53(H) mm³, 0.50 kg</p>	 <p>160(L)×86(W)×34(H) mm³, 0.50 kg</p>