

LPS-355-Q/80~200mJ


SPECIFICATIONS

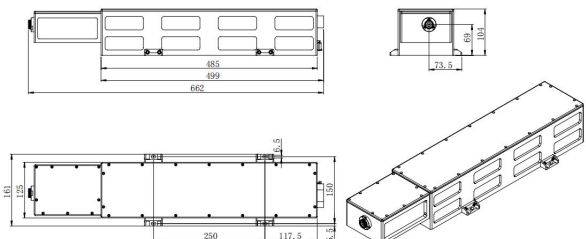
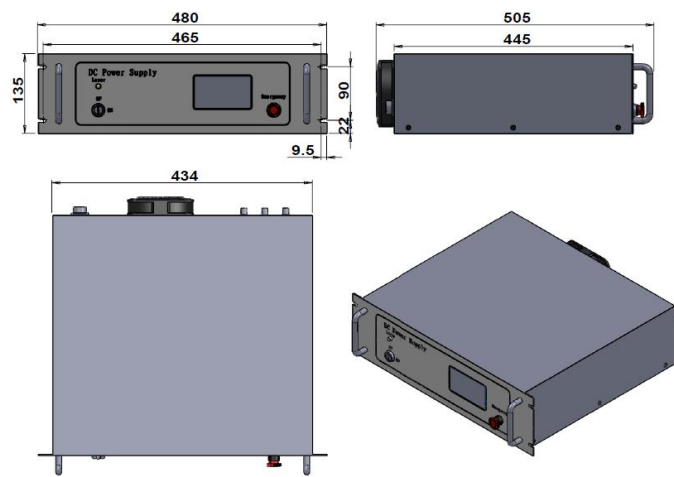
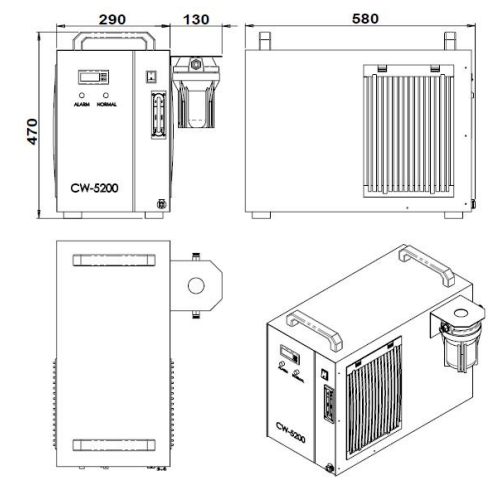
**HIGH ENERGY LAMP
PUMPED SOLID STATE
Q-SWITCHED LASER**

High energy lamp pumped solid state Q-switched laser at 355nm has the features of high single pulse energy , short pulse duration , and high peak power , which is widely used in LIBS, LIF, PIV, ICP-MS, LCD repair, scientific research, laser processing, and so on.



Wavelength (nm)	355±1		
Operating mode	Q-switched: EO (Electro-optic)		
Single pulse energy (mJ)	100	150	200
Pulse duration (ns)	<10		
Rep. rate (Hz)	1~10 (adjustable)		
Energy stability	<5%, <3%		
Beam divergence, full angle (mrad)	<3		
Beam diameter (mm)	~9		
Warm-up time (minutes)	<15		
Beam height from base plate (mm)	69		
Cooled method	Water Cooled		
Operating temperature (°C)	15~35		
Power supply (220/110VAC)	PSU-LPS-L (3U)		
Expected lifetime (pulses)	10 ⁸		
Warranty period	1 year		



LPS-355-Q	PSU-LPS-Q (3U)	Water Chiller (WCH-1500)
 <p>662(L) × 161(W) × 104(H) mm³, 12kg</p>	 <p>480 (L) × 505(W) × 135(H) mm³, 16 kg Rep. Rate and Voltage can be adjusted by touch screen</p>	 <p>580(L) × 290(W) × 470(H) mm³, 24 kg</p>