

MDL-HD-442/8~16W




**BLUE DIODE LASER
AT 442nm**

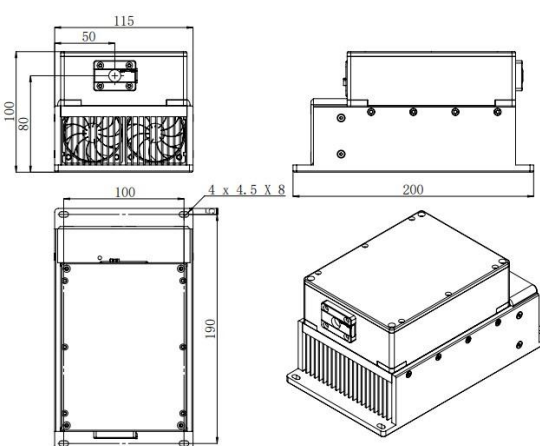
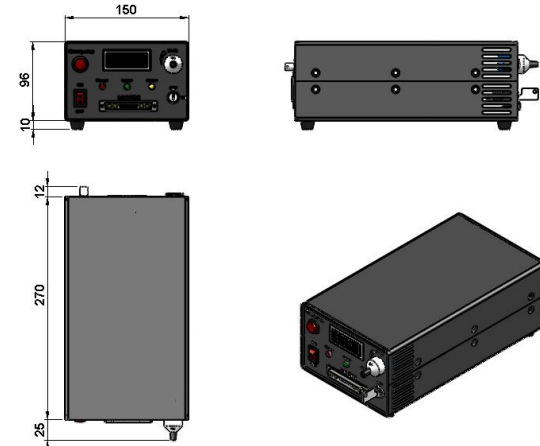
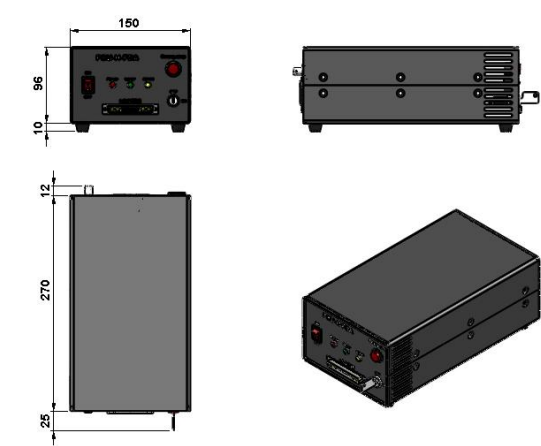
It features ultra compact design, long lifetime, cost-effectiveness and easy operation. They are widely used in laser projection, laser shows, biomedical applications, holography, metrology, etc.



SPECIFICATIONS

Central wavelength (nm)	442±5	
Operating mode	CW	
Output power (mW)	>8000, 9000, ... , 16000	
Power stability (rms, over 4 hours)	<3%, <2%, <1%	
Transverse mode	Multimode	
Polarization direction	Horizontal+ Vertical	Horizontal/ Vertical
Beam diameter at the aperture ((1/e ² ,mm)	~2.0×2.5	~4.0×2.5
Beam divergence, full angle (mrad)	~3.3×3.8	~3.0×3.8
Warm-up time (minutes)	<5	
Beam height from base plate (mm)	80	
Operating temperature (°C)	10~35	
Power supply (100-240VAC)	PSU-N-LED/ PSU-N-FDA	
Modulation optional	TTL on/off, 1Hz-1kHz, 1kHz-10kHz, 10kHz-30kHz; and Analog modulation optional	
Expected lifetime (hours)	10000	
Warranty	1 year	



MDL-HD-442	PSU-N-LED	PSU-N-FDA
 <p>200 (L)×115 (W)×100 (H) mm³, 3.0kg</p>	 <p>307(L)×150(W)×106 (H) mm³, 3.0kg</p>	 <p>307(L)×150(W)×106 (H) mm³, 3.0kg</p>