

MDL-MD-375/1~1500mW



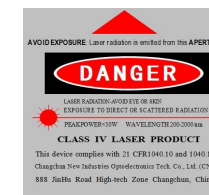
**BLUE DIODE LASER
AT 375nm**

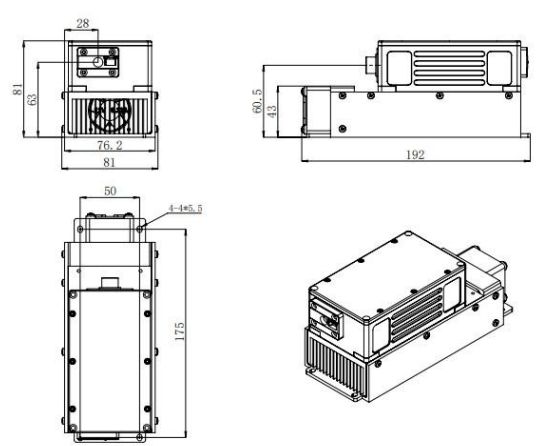
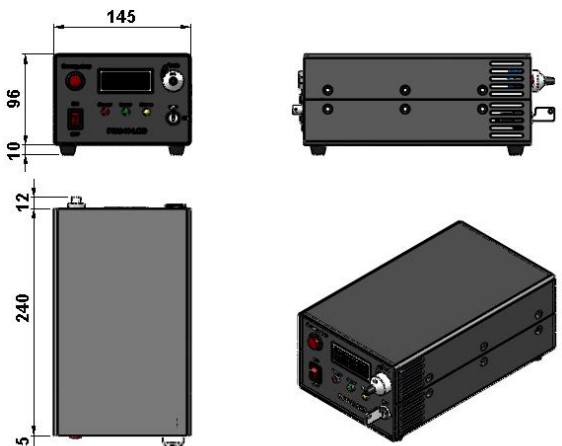
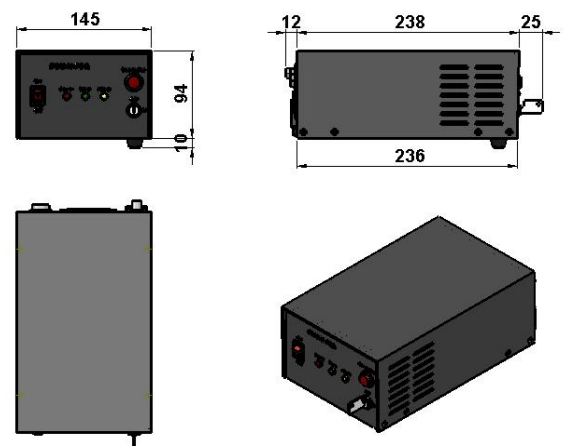
It features ultra compact design, long lifetime, cost-effectiveness and easy operation. They are widely used in laser projection, laser shows, biomedical applications, holography, metrology, etc.



SPECIFICATIONS

Central wavelength (nm)	375±5	
Operating mode	CW	
Output power (mW)	>1, 100, 200,... , 800	>800, 900, 1000,... , 1500
Power stability (rms, over 4 hours)	<3%, <2%, <1%	
Transverse mode	Multimode	
Polarization direction	Horizontal/ Vertical	
Beam diameter at the aperture ((1/e ²),mm)	~2.6×3.6	~6.0×4.0
Beam divergence, full angle (mrad)	~4.0×1.0	~8.0×0.5
Warm-up time (minutes)	<5	
Beam height from base plate (mm)	63	
Operating temperature (°C)	10~35	
Power supply (100-240VAC)	PSU-H-LED/ PSU-H-FDA	
Modulation optional	TTL on/off, 1Hz-1kHz, 1kHz-10kHz, 10kHz-30kHz; and Analog modulation optional	
Expected lifetime (hours)	10000	
Warranty	1 year	



MDL-MD-375	PSU-H-LED	PSU-H-FDA
 <p>192 (L) × 81(W) × 81 (H) mm³, 1.0kg</p>	 <p>277 (L) × 145(W) × 106(H) mm³, 2.3kg</p>	 <p>275 (L) × 145(W) × 104(H) mm³, 2.1kg</p>