

MSL-Ti-405/1-80mW


**SINGLE LONGITUDINAL LASER
AT 405nm**

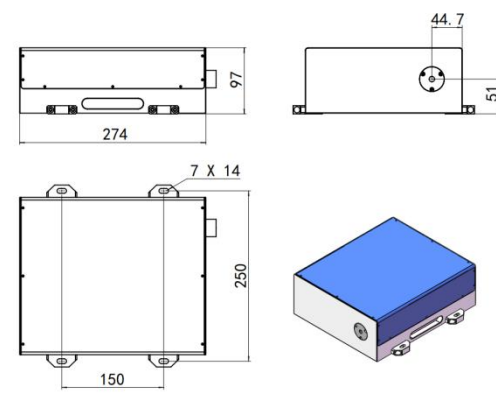
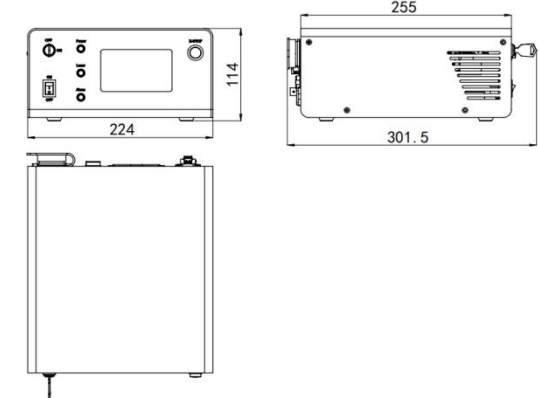
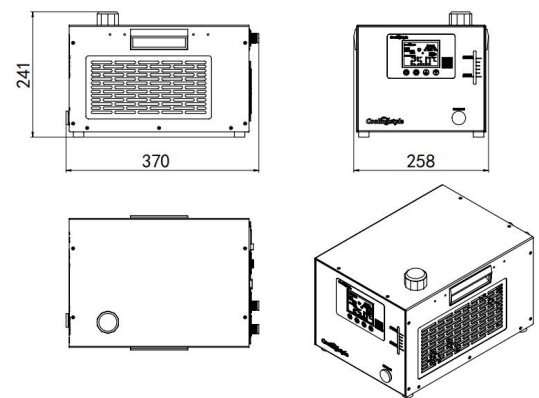
All solid state CW laser at 405nm with a narrow linewidth, long lifetime, and easy operation. It is used in DNA sequencing, flow cytometry, cell sorting, optical instruments, spectrum analysis, interference, measurement, holography, and physics experiments, etc.



SPECIFICATIONS

Wavelength (nm)	405±1
Operating mode	CW
Longitudinal mode	Single
Output power (mW) ¹	1-80
Power stability (rms, 4 hours±3°C)	<2%, <1%
Spectral line width (nm)	<10MHz
Coherent length (m)	>10
Beam divergence, full angle (mrad)	<1
Beam diameter at the aperture (1/e ² , mm)	<2
Noise of amplitude (rms, 20Hz-20MHz)	<1%
Beam height from base plate (mm)	51
Polarization ratio	>100:1, Vertical (Horizontal optional)
Warm-up time (minutes)	<10
Cooled method	Water Cooled
Operating temperature (°C)	15-35
Power supply (100-240VAC)	RADIPS
Expected lifetime (hours)	>10000



LASER HEAD	POWER SUPPLY ²	WATER CHILL
 <p>274 (L) × 250 (W) × 97 (H) mm³, 8.2kg</p>	 <p>301.5 (L) × 224 (W) × 114 (H) mm³, 2.3 kg</p>	 <p>370 (L) × 258 (W) × 240.6 (H) mm³, 8.3 kg</p>

1 Any power level can be selected in this range.

2 Fixed output power.